

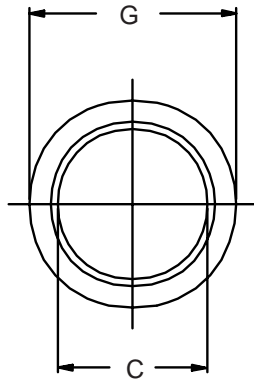
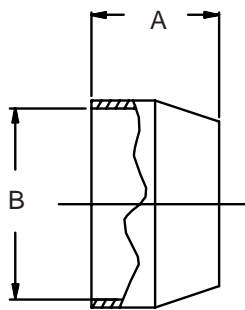
M85049/74 Potting Boot



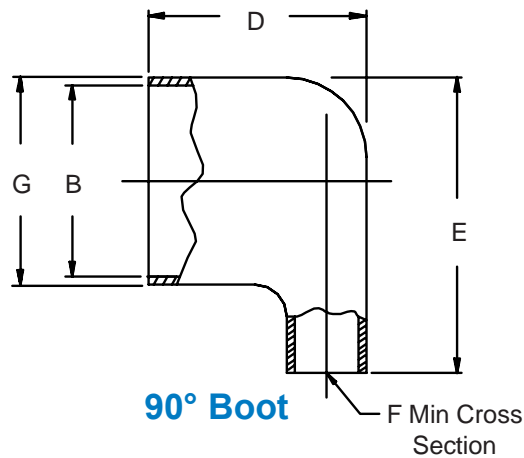
Miscellaneous
Accessories

For Use With M85049/61
Potting Boot Ring
(Page 30-3)

M85049/74-10-1
Basic Part No. _____
Shell Size _____
Geometry
1 = Straight
2 = 90°



Straight Boot



90° Boot

TABLE I

Shell Size	A		B Dia		C		D Max	E Max	F		G Max
	Min	Max	±.005	(.1)	Min ID	Min			Max		
8	.450 (11.4)	.500 (12.7)	.511 (13.0)	.317 (8.1)	.766 (19.5)	1.000 (25.4)	.110 (2.8)	.608 (15.4)			
10	.450 (11.4)	.500 (12.7)	.637 (16.2)	.434 (11.0)	.922 (23.4)	1.125 (28.6)	.200 (5.1)	.734 (18.6)			
12	.450 (11.4)	.500 (12.7)	.761 (19.3)	.548 (13.9)	1.031 (26.2)	1.125 (28.6)	.290 (7.4)	.858 (21.8)			
14	.450 (11.4)	.500 (12.7)	.887 (22.5)	.673 (17.1)	1.016 (25.8)	1.297 (32.9)	.400 (10.2)	.984 (25.0)			
16	.450 (11.4)	.500 (12.7)	1.013 (25.7)	.798 (20.3)	1.016 (25.8)	1.375 (34.9)	.490 (12.4)	1.110 (28.2)			
18	.450 (11.4)	.500 (12.7)	1.137 (28.9)	.899 (22.8)	1.078 (27.4)	1.469 (37.3)	.590 (15.0)	1.234 (31.3)			
20	.550 (14.0)	.594 (15.1)	1.263 (32.1)	1.024 (26.0)	1.094 (27.8)	1.625 (41.3)	.730 (18.5)	1.360 (34.5)			
22	.550 (14.0)	.594 (15.1)	1.387 (35.2)	1.149 (29.2)	1.094 (27.8)	1.703 (43.3)	.860 (21.8)	1.484 (37.7)			
24	.550 (14.0)	.594 (15.1)	1.513 (38.4)	1.274 (32.4)	1.281 (32.5)	2.047 (52.0)	1.070 (27.2)	1.610 (40.9)			

1. For complete dimensions see applicable Military Specification.
2. Metric dimensions (mm) are indicated in parentheses.
3. Material: Translucent nylon, minimum wall thickness .020 (.51).